



# Portage County 4-H Program Project Guidelines & Grade Day Judging Requirements



## GENERAL GUIDELINES

**NEW!!** This year (2006), the Portage County 4-H Program will implement a pre-registration for grade-day judging. Over the last several years, members having their projects evaluated have significantly declined. In an effort to conserve financial and personnel resources, this year the program is trying a pre-registration. If a pre-registration system fails to prove effective, then a mandatory evaluation of all projects as recorded in the 4-H database will be implemented. All members who wish to have their projects evaluated and be eligible for state fair participation **MUST** pre-register in order to be evaluated by the judge at the set project time on Grade Day or have scheduled an appointment for Grade Day Make-Up Day. Non-Livestock project members and their families will receive additional information with pre-registration deadlines and requirements from the program in April 2006.

\*\*Designates State Fair Eligibility.

All projects **REQUIRE** members to bring their completed project book to judging. **If a member fails to bring their project book to judging, their score will be reduced one grade level.** Project descriptions may be found in the current *Family Guide to 4-H*.

For all projects that require a display, please refer to the **Designing Educational Displays Reference Sheet.**

All members who plan to participate in Grade Day Judging or Clothing Day Judging **MUST** attend during their project area scheduled time or plan to make other arrangements prior to Grade Day. **There is no guarantee that those members who do not participate during their project area assigned time will be able to be judged.**

**NEW!! All Cloverbuds are invited to attend one of two Cloverbud Sharing Sessions at Grade Day (times to be announced). All Cloverbuds should bring a poster displaying something they learned or did in their club and one example of something they made as a club activity to be shared.**



## **PRE-GRADE DAY JUDGING (Judged prior to Grade Day)**

*These projects are reviewed only at the club level.*

**91, 92, 93 Discovering 4-H I, II & III**

### **EXPLORING 4-H**

- 94 Exploring Animals
- 95 Exploring Energy
- 96 Exploring Me & My Home
- 97 Exploring Plants



## Writing Category

### GENERAL GUIDELINES

Participants should be currently enrolled in a 4-H Project for Creative Writing for Teens (#588) or Writing and Reporting for Teens (#587).

Junior participants must be between the ages of 9 and 13 as of January 1<sup>st</sup> of the current year. Senior participants must be 14 or older as of January 1<sup>st</sup> of the current year.

Each entry is to be typewritten on 8<sup>1</sup>/<sub>2</sub> x 11-inch paper.

Stories should be double-spaced. Poems may be single-spaced.

The participant's full name and county should be included on the cover page.

All entries will be evaluated on the basis of title of written entry, organization of written entry, and an interview. Interviews will be evaluated on the project knowledge expressed during the interview.

**All projects are to be brought to the Extension Office no later than Thursday, June 29. Interviews will be scheduled for judging on Wednesday, July 5<sup>th</sup> by appointment ONLY.**

**587 Writing and Reporting For Teens-** Senior members learn the basics of news gathering, writing and photography to submit stories, pictures to newspapers and radio stations. News stories must be approved by a 4-H educator.

**JUDGING:** Bring a record of learning activities and the required elements listed below. **Work that you want judged needs to be into the 4-H office by Thursday, June 29.**

**Senior Feature Story:** Non-fiction human-interest story written in the newspaper or magazine style. Judging will be on interest to readers, writing style, readability, and thoroughness of coverage. **Submit one story, maximum length-1,000 words.**

**Senior News Story:** Non-fiction story about an event, program or other interesting topic or human experience. The story should present new information or a new angle. Judging will be on general organization of the story, quality of news writing, readability and impact. **Submit one story, maximum length-1,000 words.**

**588 Creative Writing** -Learn to write for fun. Categories for writing are Rhymed Poetry, Free-Style Poetry, Creative Writing, Fiction Writing and Non-Fiction Writing. Keep a writing scrapbook of the activities completed in your project book.

**JUDGING: Your writing scrap book and the required elements listed below that you want judged need to be into the 4-H office by Thursday, June 29.**

**Junior and Senior Rhymed Poetry and Free-Style Poetry:** Submit a collection of three (3) different poems.

**Junior and Senior Short Story (formerly Fiction Writing):** Submit ONE fiction story comprised of three basic elements: a theme, a plot and characters. **Maximum length-2,000 words.**

**Junior and Senior Essay:** Submit ONE short non-fiction composition in which a theme is developed or an idea is expressed. **Maximum length-500 words.**



## GRADE DAY JUDGING

Grade Day 2006-Tuesday, July 18  
Randolph Fairgrounds -Merriam Hubbard Building

Grade Day Make-Up Day 2006- Wednesday, July 5  
By Appointment ONLY at the Extension Office

## Athletics Category



### \*\*300 You're the Athlete

**JUDGING:** Participants should plan to complete all seven (7) recommended guidelines on page 5 of their project book. Participants will need to design an educational display/exhibit that reflects at least one of the sections they selected to complete all the activities in (sections include: sportsmanship, time management, nutrition and sports, strength and conditioning, athletes as leaders, conflict resolution, and careers in athletics).



## Bicycle Category

### BICYCLES

**\*\*517 Bicycle Adventure I-** Cycle to safety and sporting success with bicycle equipment and accessory tips that fit your needs.

**\*\*518 Bicycle Adventure II -** Maintain your bike to get the best performance form it and become a healthier rider.

**\*\* 519 Bicycle Adventure III -** Customize your bike to maximize your skills for having fun and serving the community.

**JUDGING for 517, 518 & 519:** Participants should be prepared for an interview with judge, identification of bicycle parts, a bicycle safety inspection, and at least one bicycle rider skills assessment (straight line, double obstacle, double zig-zag obstacle, turning around, emergency turn and stop, and figure eight steering). Participants will be required to provide their own bicycle. Participants will be required to provide their own helmet and wear it during the rider skills assessment activity.



## Creative Arts Category

### CREATIVE ARTS

**\*\*592 Art As Expression -** This project has a junior and a senior level in exploring the art world. Juniors are expected to know the elements of design. Seniors are expected to know both the elements and principles of design. There are eight mediums to use in the project. Several should be tried, but you will concentrate on one that you choose.

**JUDGING:** Bring a record of the art projects you did, samples of your artwork and be able to explain elements and principles of design you used. Complete project guidelines as noted in project book.

### THEATRE ARTS

**FOR 596,597, and 598:** Complete at least six (6) "curtain and/or call board" activities each year. Complete at least twenty (20) "curtain or call board" activities to receive your project book completion certificate signed by your helper.

**596 Play the Role**

**597 Become a Puppeteer**

**598 Set the Stage**

**JUDGING:** Bring your completed project book along with an exhibit representing your level of understanding and ability within the project. The project exhibit **MUST BE** derived from one of the required six "curtain and/or call board" activities completed in your project book for the current year.



## Engineering- Excitement

## RADIO CONTROLLED VEHICLES

### **\*\*504 Radio Controlled Vehicles**

**JUDGING:** Bring your vehicle and records of project work accomplished. Be prepared to discuss your knowledge of mechanical and electrical components contained in your car or truck, along with electric motors, batteries and chargers. Participant's radio controlled vehicles will be evaluated for construction and set-up. Members should also plan to demonstrate their maneuverability skills.

## ELECTRICITY

**For 527, 528, 529 and 530:** Complete three required and four optional activities identified in your project book. Keep records of your work.

### **\*\*527 Magic of Electricity**

### **\*\*528 Investigating Electricity**

### **\*\*529 Wired For Power**

### **\*\*530 Entering Electronics**

**JUDGING 527, 528, 529 & 530:** Bring one of three required experiments you completed and one of four optional activities you completed. Participants should prepare a project exhibit which represents the level of understanding and ability within the project. The project exhibit must be derived from one of the activities, experiments or plans contained in the project manual.

## ROPE

**\*\*540 Rope** - Member learns the proper use and care of rope. Learn to tie ten knots or hitches, "whipped" rope end, long splices and either a rope halter or tow rope.

**JUDGING:** Make and bring a rope exhibit of ten knots and splices, labeled and neatly mounted on a board. Bring a length of rope and be prepared to show the judge how to tie various knots.


## **Engineering-Welding**



## WELDING

**\*\*573 Arcs and Sparks (Shielded Metal Arc Welding)** - A multiple year project ideal for the beginning welder. It includes a variety of activities using an arc welder. Member needs to have access to a welder to take this project.

**JUDGING:** All projects will be evaluated on the following qualities: design, construction, completion, finish, and workmanship. Participants should plan to exhibit two welding projects: one will be one of the recommended projects from your project book, and the other will be one of an optional design.



## **Engineering –Small Engines and Lawn Care**

## LAWN CARE

**\*\*548 Lawn Care**-Members should have access to lawn care equipment.

**JUDGING:** Bring your completed project book along with an exhibit representing your level of understanding and ability within the project. The project exhibit must be derived from one of the activities contained in your project book.

## SMALL ENGINES

**For 541,542, and 543:** Do at least seven of the project activities and one of the Race Ahead activities as described in the project

book.

**\*\*541 Crank It Up**

**\*\*542 Warm It Up**

**\*\*543 Tune It Up**

**JUDGING:** Bring your completed project book along with an exhibit representing your level of understanding and ability within the project. The project exhibit must be derived from one of the activities contained in your project book.

## **Family Life Category**



### **CHILD CARE**

**FOR ALL CHILD CARE PROJECTS:** Participants will have approximately 3 feet of table space to display the items they bring. Bring completed project book and other project records to show the results of your work.

**\*\*434 Growing on My Own** –Select a Project helper; Complete at least (1) one additional organized activity and (1) one citizenship/leadership activity; Complete a total of (7) seven chapter activities listed on page 3 of the project book. Activities selected should explore all four chapters and include (1) main activity in each chapter.

**\*\*435 Growing with Others** –Select a Project helper; Complete a least (2) additional organized activities and (2) leadership/citizenship/career exploration activities; Complete a total of (7) seven chapter activities listed on pages 4 and 5 of the project book. Activities selected should explore all four chapters and include (1) main activity in each chapter.

**\*\*436 Growing in Communities**–Select a Project helper; Complete a least (2) additional organized activities and (2) leadership/citizenship/career exploration activities; Complete a total of (7) seven chapter activities listed on pages 4 and 5 of the project book. Activities selected should explore all four chapters and include (1) main activity in each chapter.

**JUDGING for 434, 435 and 436:** Bring completed project book and your project portfolio (scrapbook or journal) to judging. Be prepared to discuss selected activities, and share your project portfolio.

### **GENEALOGY**

**\*\*442 Family History Treasure Hunt** - Study your own family history. Learn the steps involved in tracing a family tree. Attempt to trace your own family tree back for five or more generations. Extensive records must be kept. Interview family members. Be sure to make a copy of all your records and research material.


**JUDGING:** Bring completed project book, correspondence log, your research journal, pedigree charts, family group sheets with documentation of your research as outlines on pages 3-4 of your project book. *DO NOT bring any of the following: big display/exhibit, posterboard, computer, videos, tape recorder, photo albums, framed photos, reference books, family heirlooms, nor knick-knacks.*

### **LEISURE ACTIVITIES**

**496 Collectibles** - Learn collecting skills and discover why collecting helps young people grow.

**JUDGING:** Bring in your collection or samples of your collection. Prepare a poster or display showing what you learned about your hobby and collecting skills.

## **Health Category**



### **HEALTH**

**\*\*351 Staying Healthy:** : Complete all activities 1-12, a minimum of 3 of the More Challenges, take part in a minimum of two (2) organized project activities, and become involved in a minimum of two (2) citizenship/leadership activities as listed in your project book.

**JUDGING FOR 351:** Prepare an educational display containing information from 4 of the 12 project interest area activities completed. Bring completed project book to judging.

**\*\*353 First Aid In Action:** Complete all activities 1-12, a minimum of 3 of the More Challenges, take part in a minimum of two (2) organized project activities, and become involved in a minimum of two (2) citizenship/leadership activities as listed in your project book.

**JUDGING FOR 353:** Bring your completed project book, your First Aid Kit and your treatment booklet to judging.

**\*\*357 Alcohol Decisions** - Members 14 and older learn the hazards associated with the consumption of alcohol. Learning activities demonstrate the effects of alcohol abuse.

**\*\*358 Tobacco and You** - Members 14 and older learn the hazards associated with the use of tobacco and smokeless tobacco products.

**JUDGING FOR 357 & 358:** Prepare a poster or educational display that expresses what you learned in this project. Participants will be evaluated on the following basis: (50%) knowledge; (25%) communication; (25%) Project (quality of project or display).

**\*\*361 Keeping Fit-** Complete the (10) ten activities listed under project guidelines on page 2; Complete (2) additional learning activities and (2) leadership/ citizenship activities; complete the Project Summary.

**JUDGING:** Prepare a poster or educational display that expresses what you learned in this project.

**\*\*Health and Safety Officers-** Health and Safety officers must bring a scrapbook or notebook. Book should include a health or safety story, or other evidence to show completed activities (i.e. pictures, news clippings, club programs, refreshments. Participants will be evaluated on the following basis: (50%) knowledge; (25%) communication; (25%) Project (quality of project or display).



## ***Home Decorating and Design Category***

### **HOME DECORATING AND DESIGN**

#### **\*\*491 Adventures in Home Living-Beginner**

**JUDGING:** Participants need to bring an item constructed in the project according to the requirements listed in the project book and visuals to show how the item helps make more pleasing and practical living space in the home. All displays must fit in a 3 foot area or 3 feet of table space.

#### **\*\*494 Designing Interiors-Intermediate**

**JUDGING:** Participants need to bring visuals (an exhibit from the project, or picture, etc.). All displays must fit in a 3 foot area or 3 feet of table space.

#### **\*\*495 Your First Home Away From Home-Advanced**

**JUDGING:** Participants need to bring an exhibit (items selected or made for their first home, or records, pictures, etc.) Showing how they've used the knowledge, ideas and principles related to housing, furnishings, management, and equipment in planning their first home away from home. All displays must fit in a 3 foot area or 3 feet of table space.

## ***International and Leadership Category***

### **CITIZENSHIP/INTERNATIONAL**



#### **\*\*396 And My World...The World Around Me I**

#### **\*\*397 And My World...The World Around Me II**

**396 AND 397 ARE NOW COMPETITIVE STATE FAIR EVENTS**

**4-H International Exchange Participants and Hosts (NON-COMPETITIVE)**- All international 4-H exchange delegates from Ohio, exchangees from other countries, 4-H international volunteers, and host families are invited to participate through presentation of music, and or displays and exhibits of their international volunteers and host families.

**JUDGING FOR 396 & 397 and International Exchange Participants and Hosts:** Learn about other countries and cultures. Keep a record book of your activities. Bring your record book and/or scrapbook of your project activities. Prepare a tabletop exhibit (42" wide by 24" deep) illustrating highlights of your experiences.

**LEADERSHIP- This is NOW a competitive State Fair event**

**\*\*370 One on One** - Members 13 and older with at least 2 years of 4-H experience develop basic leadership skills while mentoring a beginner 4-H member. Both member and protégée complete a series of learning experiences that includes exploring capabilities, building friendships, learning together and communication.

**\*\*371 4-H Club Teen Leadership** - Teens 13 and older will work closely with their club advisor developing an individual plan which will provide specific leadership experiences for the membership within their club.

**\*\*372 Multi-Level Teen Leadership** - Expands on the knowledge gained in project 371. Teens age 13 and older complete responsibilities at the local, county and/or state level by participating in study guide experiences, mentoring younger members, and taking part in other 4-H teen leadership opportunities.

**JUDGING FOR 370, 371 & 372:** Be prepared to discuss what you learned when evaluating your progress and accomplishments. Prepare a tabletop exhibit (42" wide by 24" deep) illustrating highlights of your leadership experiences.

**\*\*373 Teen Leadership on the Job** - This project is for teens that are employed. Develop knowledge, attitudes, skills and aspirations for "making the best better" on the job to succeed in attaining personal goals and objectives in addition to those of their employer, developing a work ethic, stress, time and money management and performance assessment.

**JUDGING:** An evaluation should be done with your employer. Be prepared to discuss what you learned when evaluating your progress and accomplishments. Prepare a tabletop exhibit (42" wide by 24" deep) illustrating highlights of your leadership experiences. Be sure to include your employer's evaluation of your experience.

**374 Teen Boardmanship** - Recommended for teens who serve or are interested in serving on boards or committees. Members should develop skills for working on boards, working with groups and an understanding for completing roles and responsibilities.

**JUDGING:** Be prepared to discuss what you learned when evaluating your progress and accomplishments. Prepare a table-top exhibit (42" wide by 24" deep) illustrating highlights of your leadership experiences.

**\*\*377 Speak Out** - This project is for teens who want to serve on 4-H Awareness Teams, as a 4-H Ambassador or with other 4-H promotional or public relations groups. Learn the art of developing and presenting presentations for 4-H.

**JUDGING:** Prepare and do a two-minute presentation for the judge. Be prepared to discuss what you learned. Provide a copy of your presentation, including notes, etc. to the judge. Prepare a table-top exhibit (42" wide by 24" deep) illustrating highlights of your leadership experiences.

**\*\*391 Leadership Skills You'll Never Outgrow I** (Age 9 -11)

**\*\*392 Leadership Skills You'll Never Outgrow II** (Age 12 - 19)

**\*\*393 Leadership Skills You'll Never Outgrow III** (Age 12 - 19)

**\*\*394 Leadership Skills You'll Never Outgrow IV** (Age 12 - 19)

Leadership skill areas include understanding self, communicating, getting along with others, learning, making decisions, managing and working with groups. Each unit provides learning activities for up to 3 years.

**JUDGING FOR 391, 392, 393 & 394:** Prepare a table-top exhibit (42" wide by 24" deep) illustrating highlights of your leadership experiences from the sections of the book you have been working on this year. Be prepared to discuss what you learned.



## **Money Maneuvers Category**

## MONEY MANAGEMENT

**\*\*445 Becoming Moneywise** - Learn money management skills. Monitor your cash flow and see where your money goes by developing a budget and keeping good records.

**JUDGING:** Bring a copy of your records and a poster displaying what you learned.

**\*\*446 Money Fundamentals-** Complete all (6) six activities; Complete at least (2) two optional Champions' Challenge activities and (2) two leadership experiences.

**\*\*447 Money Moves-** Complete at least (5) five activities; Complete at least (2) two optional Champions' Challenge activities and (2) leadership experiences.

**JUDGING 446 & 447:** Prepare a project portfolio that demonstrates completed activities. Be prepared to discuss your portfolio and completed activities.

**\*\*448 Teens...On the Road to Financial Success** - Members age 14-19 learn to organize their financial life through spending analysis, obtaining and managing banking services, making consumer decisions and exploring financial careers.

**JUDGING:** Prepare one completed project book activity to share with the judge (i.e. a completed file system, a 4 week spending log, a comparison of bank services and costs, an evaluation of comparison shopping experience, an analysis of career possibility in finance, etc.).

## **Natural Resources Category**



**NOTE: Guns, bows, arrows and ammunition are NOT permitted. Participants may NOT use any of these items as a part of their display. Displays may also NOT include any part of an arrow longer than 6 inches. Displays may NOT include any "loaded" ammunition; any shells or casings must be open so that a visual examination can show that there is no powder in ammunition and the caps must either be absent or have been expended. Any wild bird feathers, except legal game species, and all bird nests and eggs are protected under state and federal laws and are NOT permitted to be collected, possessed or a part of any display.**

## BEEKEEPING

### **\*\*641 Basic Beekeeping**

**JUDGING:** Make a display showing a technique learned from your project book. Be prepared to discuss your project.

## GUN SAFETY & ARCHERY

**\*\*630 Safe Use of Guns** - Learn safety in handling and storing guns along with some beginning work in marksmanship. Learn safety rules and how to check a gun to see if it's loaded.

**\*\*631 Basic Archery** - Learn types of equipment needed for archery. Select the proper equipment for the member's use. Learn safety in handling a bow and arrow.

**JUDGING for 630 & 631:** Do **NOT** bring your gun or bow to judging. Bring photos or record of activities done to complete the project. Bring targets from marksmanship activities. Construct an educational display explaining something you learned from this project.

## FISHING

**\*\*623 Fishing For the Beginner** - Enjoy outdoor experiences in fishing, do field and stream activities, learn more about conservation, learn the parts of a fish, equipment used, what fish are found in Ohio and other topics in the project book.

**\*\*624 Fishing For the Intermediate** - You'll continue to develop skills you learned in project 623 and study about fish habitat, where to find fish, casting methods, different types of lures, etc. You should go fishing many times.

**JUDGING FOR 623 & 624:** Show fishing equipment and how to use it, be able to discuss your fishing experiences and what you learned from them. Make an educational exhibit on something you learned from the project.

## **FORESTRY**

**\*\*613 Exploring Our Forests** - Take several field trips to the forest to gain knowledge. Learn the use of forest products, the relationship of forest to wildlife, water and soil. Learn factors relating to tree growth and identification.

**JUDGING:** Construct a display representing your learning experience (i.e. display different woods or leaves. Show products which come from our forests. Show parts of growing trees). Be prepared to discuss your field trips.

**\*\*614 Tree Planting** - This is a reforestation project where the member plants at least 200 trees and not less than 100 of any kind. Draw a map of the forest area planted showing the location of the area planted in relation to the surrounding landscape. Keep a record of the activities in your project book.

**JUDGING:** Bring your project activity records. Create a display explaining your learning experiences.

## **INSECTS**

**\*\*644 Exploring Our Insect World 1** - Learn what an insect is and about the different orders of insects. Collect, mount, identify and display at least 25 different species of insects in at least 8 orders. Make a net, killing jar, pinning block, spreading board and display case for your collection.

**\*\*645 Exploring Our Insect World II** - Member should have taken project 644. Increase the size of your insect collection to 50 different species of insects in as many orders as possible. Raise insects. Learn insect feeding signs and habits.

**JUDGING for 644 & 654:** Bring your properly labeled insect collection and equipment used to collect your insects. Be prepared to discuss your collection.

## **NATURAL RESOURCES**

**\*\*611 Let's Explore the Outdoors I (State Fair Junior Level ONLY)** - This is a beginning conservation project for members with no experience. Activities include making trips to the woods, field and stream.

**JUDGING FOR 611:** Bring your record of activities done. Bring any project work you completed while doing the activities. Construct a display to describe something you learned in the project. Be prepared to discuss your field trips.

**\*\*617 Exploring Ohio Ponds** - Learn the water cycle and many kinds of uses for ponds. Learn to measure and map a pond, test its fertility and temperature. Identify pond life.

**JUDGING:** Bring your record activities completed. Make an educational exhibit to describe something you learned in the project.

**\*\*621 Ohio Birds** - Observe and identify birds with a variety of activities designed to see the many benefits our feathered friends provide. Member should complete activities and questions in each Interest Area, observe and record at least 20 different species of birds, and complete at least two (2) learning experiences.


**JUDGING:** Member should prepare an educational display, and present a log or scrapbook of activities.

## **TRAPPING**

**\*\*622 Trapping Muskrats** - Designed for members 12 and up. Learn about muskrats, trapping, and experience step-by-step human and ethical methods to set a legitimate trapline for muskrats.

**JUDGING:** Bring a display depicting one or two of the interest areas studied. **DO NOT bring live traps or muskrats to the judging.**

## ***Photography Category***



## **PHOTOGRAPHY**

***All exhibits and materials should be designed/prepared by the 4-H exhibitor. Members must bring their project book***

**demonstrating involvement in, and progress made toward completing the 4-H photography project. Participants will be evaluated on the following criteria: storytelling ability of the picture; photographic ability; the way pictures are mounted; captions (optional); and knowledge.**

**\*\*579 Adventures With Your Camera A (8-10 year olds)** - Member needs to have access to a simple camera. Follow the activities outlined in the project book and keep a record of your work. You will learn the parts of a camera and how to take good pictures. You will need to shoot and have developed two to three rolls of print film. Photochemical developing and printing may NOT be done by the participant.

**JUDGING:** Bring your record book of the activities in the project book, photo album, camera and one of the following three items: 1) single print of any size mounted at the discretion of the exhibitor; 2) a collection of prints illustrating a "Photo Story" consisting of at least five and not more than ten photographs mounted at the discretion of the exhibitor; 3) a collection of prints illustrating one of the "activities" the participant completed for the project, consisting of at least five and not more than ten photographs mounted at the discretion of the exhibitor.

**\*\*580 Adventures with Your Camera B (11-14 year olds)** - Member should have taken project 579 and have photographic experience. Access to an adjustable camera is needed. Composition, existing light, flash photography and depth of field will be some of the activities. Different kinds of film and film speed will be studied, so it will be necessary to shoot and have developed three or more rolls of film to complete project activities. Photochemical developing and printing may be done by the exhibitor, but is not required.

**JUDGING FOR 580:** Bring your record book of the activities in the project book, photo album, camera and one of the following four items: 1) a single print of any size mounted at the discretion of the exhibitor (excludes a photo statuette or panorama picture); 2) a single print illustrating an enlargement, which shall consist of an enlargement print, accompanied by the original print, mounted at the discretion of the exhibitor; 3) a collection of prints illustrating one of the activities the participant completed for the project consisting of at least five and not more than ten photographs mounted at the discretion of the exhibitor; 4) a single original print illustrating a "News Story", which shall be an original photo mounted at the discretion of the exhibitor and accompanied by the published article.

**\*\*583 Adventures With Adjustable Camera** - Member should have a great deal of photographic experience (not recommended for the younger member). Must have access to a good quality, adjustable 35mm camera. You will explore many interest areas including time exposure and close-ups. Photochemical developing and printing may be done by the exhibitor, but is not required.

**JUDGING FOR 583:** Bring your record book of the activities in the project book, photo album, camera and one of the following four items: 1) one print of any size mounted at the discretion of the exhibitor; 2) a single print illustrating an enlargement, which shall consist of an enlargement print, accompanied by the original print, mounted at the discretion of the exhibitor; 3) a collection of prints illustrating one of the activities the participant completed for the project consisting of at least five and not more than ten photographs mounted at the discretion of the exhibitor; 4) a single original print illustrating a "News Story", which shall be an original photo mounted at the discretion of the exhibitor and accompanied by the published article.



## **Science Category**

### **VETERINARY SCIENCE**

**\*\*241 The Normal Animal** - Member should be able to understand and recognize basic veterinary practices and how they influence an animal's health, comfort, recreation and livestock value. Member should have access to an animal.

**\*\*242 Animal Disease** - Member should be able to understand and recognize animal behavior as an indicator of disease as well as basic veterinary practices. Member should have access to an animal.

**\*\*243 Animal Health** - This is a self-study project using the knowledge gained in projects 241 and 242. Project requires initiative and outside resource material to investigate topics relating to animal behavior and health in our changing world.

**JUDGING FOR 241, 242 & 243:** Prepare an educational display (display must fit into a 3 foot area or table space) representing member's learning experience from the current project. Participants are evaluated on the following basis: (50%) Knowledge; (25%) Interview; (25%) Project Display.

### **AEROSPACE SCIENCE**

#### **\*\*501 Rockets Away**

#### **\*\*502 Science of Flight**

#### **\*\*503 Rockets Away (Estes Type)**

**JUDGING FOR 501, 502, and 503:** Bring samples to show how you participated in two (2) Organized Project Activities from your project book. Bring your rocket, or pictures of it to share. Prepare an educational display (display must fit into a 3 foot area or table space) representing member's learning experience from the current project. Participants are evaluated on the following basis: (50%) Knowledge; (25%) Interview; (25%) Project Display.

### **FIELD CROPS**

#### **660 Corn**

#### **661 Small Grains**

#### **662 Soybeans**

**JUDGING for 660, 661 & 662:** Construct an educational exhibit illustrating one activity from project book, and that demonstrates the exhibitor's level of learning from the project.

## ***Self-Determined Category***

### **SELF-DETERMINED**

#### **\*\*365 Self-Determined**

**JUDGING:** Participants must bring their completed 4-H 365 project book and project records, a sample of their project work, and an educational display mounted on a 36" high by 48" wide cardboard tri-fold display board with 13" wings. The educational display must include title of the project, background-historical or general information about your topic, areas of interest-areas of your project you chose to focus on, results-what you did, conclusion-what you learned. Judging will focus on quality of oral presentation (25%); Overall appearance of the display (10%); Clarity of the display (10%); Depth and Thoughtfulness of Project Idea (10%); Sample of Project work (10%); and an overall analysis of the member's project experience (35%). Please refer to the Designing Your Educational Display reference sheet.

## ***Woodworking Category***



### **WOODWORKING**

**For 556, 557, 558 & 559:** Complete a total of seven required and optional activities defined by your project book. All exhibits must consist of items made by the 4-H exhibitor to demonstrate the skills learned in the project.

**\*\*556 Measuring Up-**Participants should exhibit a project which demonstrates they have learned how to use hand tools including rule, utility square, framing square, combination square, hand crosscut saw, drill, C-clamp, steel bar clamp, wood file, rasp, hammer, nail set.

**\*\*557 Making the Cut-**Participants should exhibit a project which shows they have learned how to use tools including: steel tape, t-level, miter box, wood chisels, hand jig saw, back saw, scroll saw, hand stapler, power stapler, power sander, paint brush, single and double incline planes.

**\*\*558 Nailing it Together-**Participants should exhibit a project which shows they have learned how to use tools including: mallet, table saw, radial arm saw, circular saw.

**\*\*559 Finishing Up-**Participants should exhibit a project which shows they have learned how to use tools including: dovetail saw, power router, portable power planer, thickness planer, power jointer, hand scraper.

**JUDGING FOR 556, 557, 558 & 559:** Bring example of one (1) required project and one (1) optional project completed.

Projects selected to exhibit for judging must show member learned to use tools and tips identified in project book. Participant should also be prepared to discuss knowledge of wood tools, operations, construction, finish and safety.



# Food and Nutrition Cooking Day

Thursday, July 20, 2006 10 AM -2 PM  
Extension Office

**Cooking Day Make-Up Day-Wednesday, July 5**  
**By appointment ONLY at the Extension Office**

**All food projects will be judged on Cooking Day held at the Extension Office. Projects will be judged by project area with an assigned time. Please refer to the June-Fun-In –The-Sun Newsletter for project judging times.**

**FOODS AND NUTRITION** - See "Family Guide to 4-H" for details on meeting judging requirements.

## **BEGINNER PROJECTS ( Designed for ages 9-11):**

**\*\*459 I Spy In The Kitchen** -Complete all of the project guidelines.

**\*\*466 Mini Meal Magic** - Complete all the Things to Do.

**\*\*481 Food & Fitness For Fun** - Make at least one recipe from each section.

**\*\*487 Fast Break for Breakfast** - Designed for advanced level beginners ages 10-12 that have completed ONE beginner level 4-H food/nutrition project. Members should have knowledge of menu planning, food safety and nutrition topics.

## **INTERMEDIATE PROJECTS (Designed for ages 11-13):**

**\*\*461 Let's Bake Quick Breads** - Learn principles of quick bread preparation.

**\*\*468 Meals in Minutes** - Learn how to manage time while preparing easy foods.

**\*\*472 The Outdoor Chef** - Explore all interest areas and use two or more suggested menu items in a planned meal.

**\*\*475 Star Spangled Foods** - Go over menus, make the recipes and fill in all information.

**\*\*482 Food & Fitness Choices For You** - Fix at least one recipe in each section, completing all experiments and activities lists.

## **ADVANCED PROJECTS (Designed for ages 14 and up):**

**\*\*462 Yeast Breads on the Rise** - Learn how to bake yeast breads and the principles of yeast bread preparation.

**\*\*467 You're the Chef** - Select six of the seven meal areas and prepare.

**\*\*469 The Global Gourmet** - Learn about foods from around the world. Make at least one recipe from each section.

**\*476 Pathways to Culinary Success**- Complete all of the project guidelines. Bring your project journal to judging.

## **FOOD SCIENCE**


### **490 Science Fun With Dairy Foods**

**JUDGING FOR 490:** Bring a journal of project experiments, a sample of one of those experiments, and a poster describing your learning experiences.

## **STANDARDS AND REQUIREMENTS FOR ALL FOODS AND NUTRITION PROJECTS:**

1. Bring completed project book(s) to judging.
2. Be prepared to answer questions from your project book(s).
3. Bring a food that you have prepared from your project book(s).

4. Bring a menu developed from your project book(s) - your food item should be included in your menu.
5. Be prepared for two-station judging:
  - A. Interview Judging: Answer questions from project book(s).
  - B. Activity Judging: Complete situational tasks.
6. Be able to describe a leadership/citizenship activity you completed.
7. You do not need to bring a place setting.



## CLOTHING DAY JUDGING FASHION REVUE

Clothing Day 2006-Tuesday, July 25      12:30-5 PM  
Randolph Fairgrounds-Merriam Hubbard Building

Fashion Revue 2006-Tuesday, July 25      7 PM  
Randolph Fairgrounds-Merriam Hubbard Building

Clothing Day Make-Up Day 2006-Tuesday, July 5  
By Appointment ONLY at the Extension Office

**CLOTHING** - Refer to the "Family Guide to 4-H" and your specific project book for details on what to construct to meet judging requirements and what to bring to judging.

### **BEGINNING PROJECTS ( Designed for ages 8-11):**

**\*\*409 Ready Let's Sew**

**\*\*410 Fun With Clothes**

**\*\*427 It's Time for Clothing - Beginner** - Assemble a total outfit using knowledge learned from the project. Bring wardrobe analysis. No clothing construction is required.

### **INTERMEDIATE PROJECTS (Designed for ages 11-13):**

**\*\*413 Joyful Jumper**

**\*\*419 Tops for Tweens**

**\*\*424 Clothing for Middle School**

**\*\*428 It's Time for Clothing - Intermediate** - Assemble a total outfit using knowledge learned from the project. Bring wardrobe analysis. No clothing construction is required.

### **INTERMEDIATE PROJECTS (Designed for intermediate 4-H clothing members of any age):**

**\*\*412 Sew for Others**

**\*\*415 Active Sportswear**

**\*\*423 Sportswear for Spectators**

### **ADVANCED PROJECTS (Designed for age 14 and up):**

**\*\*406 Clothes for High School and College**

**\*\*407 Accessories for Teens**

**\*\*420 Outer Layers**

**\*\*425 Frugal Fashion** - This project does NOT involve sewing or clothing construction skills and is specific for 15-18 year old

members. Members purchase or assemble outfits gaining skills in investigating sales merchandise, evaluating quality and use of second hand or resale items as well as recycling garments already in the wardrobe. This is a ONE TIME ONLY project.

**\*\*429 It's Time for Clothing - Advanced** - Assemble a total outfit using knowledge learned from the project. Bring wardrobe analysis. No clothing construction is required.

**ADVANCED PROJECTS (Designed for advanced 4-H clothing members of any age):**

**\*\*408 Creative Costumes**

**\*\*418 Lounging Apparel**

**\*\*417 Dress-Up Outfit - Daywear, Formal Wear**

**\*\*426 Clothing for Your Career**

**JUDGING FOR 406 - 426:** All construction must be done by the member.

**JUDGING PROCEDURE FOR 2006 CLOTHING PROJECTS -PLEASE READ!!!**

Clothing projects will be judged by PROJECT area. Clubs WILL NOT all come at the same time. Please refer to the June Fun-In-the-Sun newsletter for scheduled PROJECT AREA times.

**STANDARDS & REQUIREMENTS FOR ALL CLOTHING PROJECTS:**

1. 4-H'ers who take more than one clothing project must complete separate learning experiences related to each, including creating a separate complete outfit FOR EACH PROJECT.
2. Both coordination of the various parts of the outfit to achieve a total well-dressed look and quality of construction are important in evaluation.
3. Finishing details such as seams and hems should be **appropriate** to the fabric and the garment.
4. Members are encouraged not to do the same project two (2) consecutive years. Although a member may complete spectator sportswear and then active sportswear. Also, clothes for middle school, then clothes for high school.

**BRING TO JUDGING:** Completed project book, pattern (if used), completed outfit made for the project (to be judged on the hanger and modeled for judge), any other items listed under the specific project guidelines, and have submitted a completed Fashion Revue and Narration Form Card by the July 18<sup>th</sup> deadline. **Participants should also be prepared to demonstrate their skills in an activity related to their specific project book level for educational value ONLY.**

**FASHION REVUE INFORMATION:**

1. Participation in the Fashion Revue is voluntary and encouraged.
2. State Fair participants are only selected at Fashion Revue.
3. **COMPLETE** Fashion Revue entries, narration sheets and project fabric swatches are due on Grade Day. **No exceptions.**
4. Judging at the Fashion Revue is based on the seven clues to the total look. See your project book.
5. Dress-up Outfit (417) is divided into daywear and formal wear. Member must select one category.
6. Sew for Others (412), model and member must be present at Grade Day and model must present the outfit at Fashion Revue.
7. Each participant may model only two (2) completed projects.
8. Class First Place winners and State Fair selection winners cannot enter the same project area two (2) consecutive years.
9. **ONLY first place winners from each class and previous years Champion of Champions will participate in the Champion of Champions Class during Fashion Revue. Judging will no longer have a separate Champions Class.**
10. At the judge's discretion, a class does not have to be placed. One Honorable Mention may be selected.
11. **At the judge's discretion, a State Fair participant does not have to be selected.**
12. The number of State Fair participants will follow the State Fair guidelines sent to the Extension Office prior to the Fashion Revue. **In 2006, ONE entry per class is all that is permitted.**
13. **ONE alternate from each class may be selected at the judge's discretion.** Forty-eight hours' notice must be given to the Extension Office if a participant cannot participate at the State Fair so that the alternate can be notified.
14. All classes will be judged regardless of the number of participants.

# Annual Flowers & Vegetables GRADE DAY JUDGING

Judging- Friday, July 28 10 AM-12 Noon  
BY APPOINTMENT ONLY AT THE EXTENSION OFFICE



## Science Category

### GARDENING

**673 From Seed to Flower** - Explore all project interest areas.

**1<sup>st</sup> year** - Members must grow 3 types of annual flowers and plan and care for a garden of at least 25 square feet.

**2<sup>nd</sup>** - Members must grow 5 types of annual flowers and plan and care for a garden of at least 50 square feet.

#### **JUDGING:**

**1<sup>st</sup> year:** Bring display showing garden, planning and care. Bring one example of annual grown.

**2<sup>nd</sup> year:** Bring display showing garden, planning and care. Bring three examples of annuals grown.

**674 Indoor Gardening** - Member must complete project according to guidelines.

**JUDGING:** Bring an example of one of the project activities and your one page story of what you learned from this project.

**691 Vegetable Gardening I** - Manage and care for a garden and grow vegetables selected from the root, pod or leafy types.

**692 Growing With The Seasons**

#### **JUDGING FOR 691 & 692:**

**Junior:** Participants are required to bring a selection of vegetables, which will be included in the project display. The following guidelines must be followed: four different kinds of vegetables are to be attractively arranged on a 12" by 16" tray.

**Senior:** Participants are required to bring a selection of vegetables, which will be included in the project display. The following guidelines must be followed: five different kinds of vegetables are to be attractively arranged on a 12" by 16" tray.

GRADEDAYREQUIREMENTS 2006

*Booklet designed, organized and edited by Heather A. Neikirk, Extension Educator, 4-H Youth Development, Portage County, May 2002. Revised 3/2006.*